

TAKE A VIRTUAL PRAYERWALK IN HO CHI MINH CITY

Step by Step instructions guiding you as you pray for spiritual sites in this city that the darkness will be turned back and God's light to shine.

Step One

From your computer's internet browser, go to <http://www.reachingvietnam.com> .

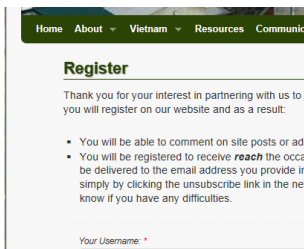
Step Two

From the menu at the top of the page go to Communicate > Register



Step Three

Complete the information requested in the user registration form. All items are helpful but only the items marked with a red asterisk are required.



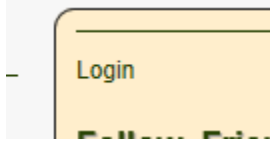
Step Four

Enter the letters in the “re-Captcha” box at the bottom of the registration form and click the Register button.



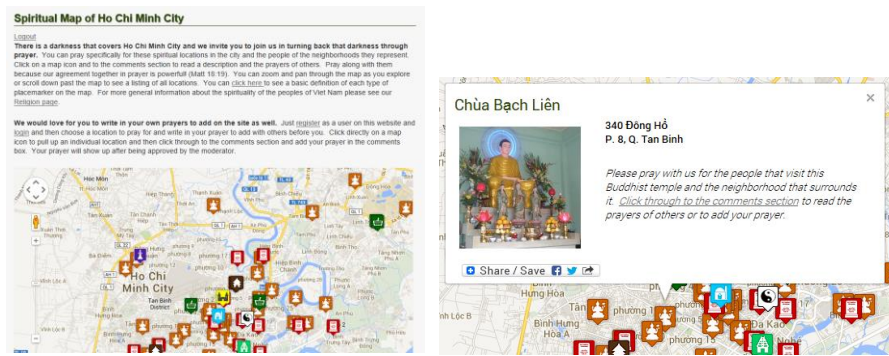
Step Five

If you are not logged in to the website already, click the Login button at the top right of the website and enter your username and password.



Step Six

Go to <http://www.hcmcmap.reachingvietnam.com>. Read through the information at the top for additional assistance. Click on any of the icons on the map and more description will be shown for that location. In the pop-up box, click on the link that says “Click through to the comments section.” This will take you to another page where you can read the prayers of others for that site.



Step Seven

After reading through the prayers of others add your own prayer at the bottom. Spend some time asking God how you should pray. Read through Scripture. Pray for the people who work at the spiritual location you have chosen. Pray for the worshippers who come there to be exposed to the Gospel. Pray for the neighborhood surrounding the location. Pray for more laborers to be called in to the harvest field of Ho Chi Minh City.

Type your prayers in the box provided and click the button that says “Post Comment.” Your prayer will not immediately show on the page because it has to be approved by an administrator (to prevent spammers). Check back later to see your prayer. Come back often to choose another location and pray for each of them.

God hears our prayers and they are much needed in the spiritual darkness that is Ho Chi Minh City. Thank you for your partnering with us in this way.

A screenshot of a "Leave a Reply" form. The form has a white background with a grey border. At the top, it says "Logged in as warn. Log out?". Below that is a "Comment" label and a large text box for entering the comment. At the bottom of the text box is a "Post Comment" button.